

Do You Eat Food?








1. How satisfied are you with the foods available at the existing grocery stores in your area?

		Response Percent	Response Count
Not very		21.3%	51
Somewhat		48.5%	116
Fairly		24.3%	58
Very		5.9%	14
answered question			239
skipped question			0



2. Do you own a vehicle?

		Response Percent	Response Count
Yes		95.8%	229
No		4.2%	10
answered question			239
skipped question			0





3. How far do you travel to shop at your preferred food store?

		Response Percent	Response Count
Less than 1 mile		12.3%	29
1-5 miles		37.0%	87
5-10 miles		23.0%	54
10-15 miles		15.7%	37
more than 15 miles		11.9%	28
answered question			235
skipped question			4





4. If there were a free or low cost way for you to get to a food store or for food to be delivered to you, would you use that service?

		Response Percent	Response Count
Yes		66.8%	153
No		33.2%	76
answered question			229
skipped question			10



5. About how much does your household spend on groceries in a month?

		Response Percent	Response Count
\$100-\$300		31.5%	74
\$300-\$600		51.1%	120
\$600-\$900		14.0%	33
More than \$900		3.4%	8
answered question			235
skipped question			4





6. How much of your food budget goes toward local foods (fresh or processed)?

		Response Percent	Response Count
None		2.5%	6
Some		63.7%	151
About half		22.8%	54
More than half		11.0%	26
answered question			237
skipped question			2




7. Do you participate in the SNAP (food stamp) program?

		Response Percent	Response Count
Yes		6.3%	15
No		93.7%	223
answered question			238
skipped question			1

8. If yes, how much of your benefits go toward local foods (fresh or processed)?

		Response Percent	Response Count
None		48.1%	13
Some		29.6%	8
About half		14.8%	4
More than half		7.4%	2
answered question			27
skipped question			212

9. How important is it that your food comes from a Maine farmer or producer?

		Response Percent	Response Count
It's not		0.0%	0
Somewhat		10.5%	25
Fairly		33.5%	80
Very		56.1%	134
answered question			239
skipped question			0

10. How important is it that your food is free of pesticides, hormones and antibiotics?

		Response Percent	Response Count
It's not		1.3%	3
Somewhat		7.1%	17
Fairly		22.3%	53
Very		69.3%	165
answered question			238
skipped question			1

11. How important is it that your food be free of artificial ingredients and colors?

		Response Percent	Response Count
It's not		1.3%	3
Somewhat		9.7%	23
Fairly		22.8%	54
Very		66.2%	157
answered question			237
skipped question			2

12. If you have children, how important is it that they eat foods that are locally produced?

		Response Percent	Response Count
It's not		1.4%	2
Somewhat		7.7%	11
Fairly		27.3%	39
Very		63.6%	91
answered question			143
skipped question			96

13. If you have children, how important is it that they eat foods that are free of pesticides, hormones and antibiotics?

		Response Percent	Response Count
It's not		0.0%	0
Somewhat		5.5%	8
Fairly		12.4%	18
Very		82.1%	119
answered question			145
skipped question			94



14. If you have children, how important is it that they eat foods that are free of artificial ingredients/colors?

		Response Percent	Response Count
It's not		0.7%	1
Somewhat		6.9%	10
Fairly		17.4%	25
Very		75.0%	108
answered question			144
skipped question			95

15. What are the reasons that keep you from buying more foods that are local and free of pesticides/hormones/antibiotics?

		Response Percent	Response Count
Doesn't concern me		0.9%	2
Availability		65.1%	138
Cost		34.0%	72
Other (please specify)			59
answered question			212
skipped question			27



16. Are you willing to pay more for foods that are locally-produced and free of pesticides/hormones/antibiotics?

		Response Percent	Response Count
Yes		92.3%	217
No		7.7%	18
answered question			235
skipped question			4



17. How much do you know about:

	Not a lot	Some	Quite a bit	Lots	Response Count
Industrial agriculture	18.2% (43)	41.1% (97)	27.1% (64)	13.6% (32)	236
Genetically Modified foods	13.4% (31)	50.0% (116)	24.1% (56)	12.5% (29)	232
Sustainable agriculture	13.6% (32)	38.1% (90)	33.5% (79)	14.8% (35)	236
answered question					236
skipped question					3



18. Are you interested in learning more about nutrition?

		Response Percent	Response Count
Yes		78.8%	186
No		21.2%	50
answered question			236
skipped question			3



19. Are you interested in learning how to preserve food?

		Response Percent	Response Count
Yes		78.5%	186
No		21.5%	51
answered question			237
skipped question			2



20. Are you interested in learning how to prepare fresh foods?

		Response Percent	Response Count
Yes		79.6%	187
No		20.4%	48
answered question			235
skipped question			4






21. Would you shop at a food store in downtown Gardiner that sold locally-produced foods and foods that are free of pesticides, hormones, antibiotics, and artificial colors and ingredients?

		Response Percent	Response Count
Yes		97.4%	227
No		2.6%	6
answered question			233
skipped question			6



22. Would you pay a yearly membership (different levels for more or fewer benefits) to support the store and to receive various discounts?

		Response Percent	Response Count
Yes		83.1%	182
No		16.9%	37
answered question			219
skipped question			20






23. What is your age range?

		Response Percent	Response Count
Under 21		1.3%	3
21-35		28.9%	69
36-50		31.0%	74
51-65		33.1%	79
Over 65		5.9%	14
answered question			239
skipped question			0

24. What is your gender?

		Response Percent	Response Count
Male		22.0%	52
Female		78.0%	184
answered question			236
skipped question			3



25. What is your income range?

		Response Percent	Response Count
Less than \$20,000		22.5%	50
\$20,000-\$50,000		45.0%	100
\$51,000-\$80,000		19.8%	44
\$81,000-\$100,000		5.9%	13
More than \$100,000		6.8%	15
answered question			222
skipped question			17





26. Your city/town of residence:

	Response Count
	236
answered question	236
skipped question	3



27. Do you have school-aged children?

		Response Percent	Response Count
Yes		28.5%	67
No		71.5%	168
answered question			235
skipped question			4



28. CONTACT INFO

		Response Percent	Response Count
Name		97.9%	191
Address		77.9%	152
Phone Number		91.8%	179
E-mail		93.3%	182
answered question			195
skipped question			44











29. Would you like to be added to our e-mail list to receive periodic updates on the progress of KLF1?

		Response Percent	Response Count
Yes		88.8%	166
No		11.2%	21
answered question			187
skipped question			52

30. Are you interested in volunteering?

		Response Percent	Response Count
Yes		51.3%	81
No		48.7%	77
answered question			158
skipped question			81

31. If yes, please indicate your skills and/or areas of interest:

		Response Percent	Response Count
Administrative		35.3%	24
Business		26.5%	18
Facilitation		23.5%	16
Marketing		20.6%	14
Art/design		41.2%	28
Carpentry		13.2%	9
Grantwriting		10.3%	7
Painting		35.3%	24
Cooking		41.2%	28
Outreach		32.4%	22
Other (please specify)			32
answered question			68
skipped question			171